



TOYOTA TECHNOLOGICAL INSTITUTE AT CHICAGO

# New Student Guide

2020-21

# WELCOME!

In an effort to help you prepare and get off to a good start in Chicago, TTIC has compiled this guide to address any topics/questions that might come up on or before your arrival at TTIC. Most of the information contained consists of addresses or useful websites. Please consult with TTIC Student Services if you have specific questions about TTIC policies and procedures. Also, please let Student Services know if there is a question you have that has not been covered in this guide.

*Welcome to TTIC, and good luck settling in!*



**Student Services  
want to assist you!**

**Ms. Chrissy Novak**  
cnovak@ttic.edu  
(773)834-2216

**Ms. Erica Cocom**  
ecocom@ttic.edu  
(773) 702-2396

**Ms. Amy Minick**  
aminick@ttic.edu  
(773)702-5033

# TABLE of CONTENTS

## **Housing p.4**

- Chicago Neighborhoods
- Hyde Park
- Hunting for Housing
- Graduate Housing Resources
- Utilities (Chicago)
- Furnishing an Apartment

## **Transportation p.10**

- Your own car/ parking
- Campus Buses (daytime)
- Campus Buses (evening & late night)
- Getting Downtown from Campus (mass transit)
- Leaving the City by Train
- Leaving the City by Plane
- Biking in Chicago & On Campus
- Taxis/ Rideshare in Chicago

## **Shopping in Hyde Park p. 13**

## **Eat & Drink p.14**

## **Banking p.15**

## **Health p.16**

- Medical Insurance
- Immunizations
- Waiving USHIP Health Insurance

## **Financial Support p.19**

- Tuition Assistance and Stipend
- First Stipend Payment

## **Active Life p.20**

- University of Chicago Athletic Center
- Hyde Park/ Lakefront
- Run for Fun

## **Keeping Busy p.21**

- Museum Free Days
- Architecture Tour
- Sporting Events

## **Climate p.22**

## **Environment p.23**

## **Calendar p.24**

## **Resources, Etc. p.25**



# HOUSING

Whether you are looking to live near TTIC (on the University of Chicago campus) in the Hyde Park neighborhood, or would like to situate your home outside Hyde Park, there are a number of resources you can use to find housing in Chicago. Here are some of those resources, as well as a brief introduction to the various neighborhoods in Chicago.

## Chicago Neighborhoods

Chicago's ethnic vitality is evident in its 77 community areas which were delineated in the 1920s by Chicago faculty (who invented urban sociology) to identify areas with a distinct history and community awareness. Descriptions and maps of the neighborhoods can be found [here](#). A few desirable neighborhoods within a short distance from Hyde Park include: China Town, Near South Side (South Loop), and Pilsen.

◆ Please keep in mind when selecting location that commuter traffic in Chicago is in the top ten worst in America.

## Hyde Park

Right on Lake Michigan, seven miles south of downtown, [Hyde Park/ South Kenwood neighborhood](#) is home to 30,000 people, including the family home of Barack Obama, the 44th President of the United States. More than 60% of the University of Chicago's faculty and a great majority of its students call this neighborhood "home." Many new homes have been built in recent years to meet the demand of those wishing to move here. Hyde Park has a history of social activism, political leadership, and community life; it is also the site of museums and architectural landmarks, and home to the future [Barack Obama Presidential Library](#), to be built about six blocks east of TTIC.

Hyde Park neighborhood- in relation to Chicago (in its entirety)



## The Streets of Hyde Park neighborhood- around campus



TTIC is located at 6045 S. Kenwood Ave. (Intersection of 61<sup>st</sup> St. and Kenwood Ave.)

## Hunting for Housing

Here are some recommended websites for apartment searches/house hunting, most of which are private search organizations, and operate inside Chicago. \*\* → means highly recommended by locals!

[Hyde Park Property Management](#) \*\* Service that works with students, especially international students, find apartments at their price point near campus and offers special features like video calls to show rentals.

[Student Space](#) \*\* For grad students, and international grad students! You contact the company, tell them what neighborhood you want to rent in, and at what price-point, and they find apartments to show you. The service is free.

[Apartment People](#)

[Apartment Search by CORT](#) \*\*

[Apartments.com](#)

[Doorsteps](#)

[Marketplace](#) \*\* Run by UChicago's Maroon, it's open to all of Hyde Park and surrounding neighborhoods. It's a good place to find rooms and apartments up for rent from fellow students, and those nearby.

[Craigslist Chicago](#)

[Domu](#)

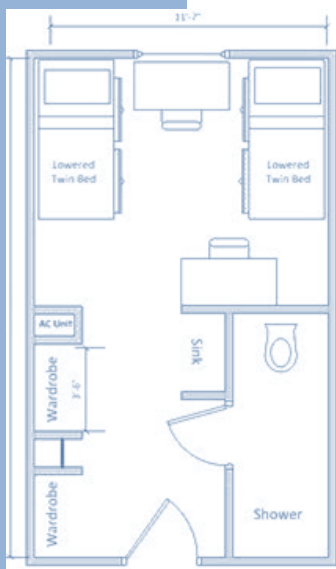
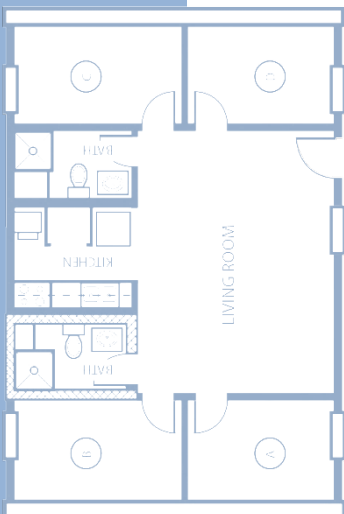
## Graduate Housing Resources

The University of Chicago UChicagoGRAD Office will be holding a series of [online webinars](#) designed to introduce students to the neighborhoods around our campus and provide an overview of the apartment-search process. The seminars are now scheduled for: May 5, 20, 29, June 8, and July 7. (To register, indicate you are with the "Physical Sciences Division.")

UChicago also offers Property Management Services, and grad students may rent an apartment from a University owned building (only available to grad students, faculty, staff, and medical center employees). Inquire with the [Residential Properties Office](#) directly if you are interested: (773) 753-2200 or email [residential@uchicago.edu](mailto:residential@uchicago.edu)

UChicago GRAD, TTIC's partner on campus for all graduate student resources, has a resource website just for the graduate population to address residential planning. We encourage you to look through the website to learn more:

- [Things to consider](#) when you're thinking about finding a residence
- Join a [Housing Webinar](#) to learn more (for dates, see above).
- [Renters' Rights](#) - What to ask when you're looking for a residence
- [Rental Applications](#) - what to expect



## Utilities (Chicago)

Once you find a place to live, you will need to turn on the electricity, maybe a phone, water, gas, cable, and satellite network. Here are *some* of the services that are in Chicago. You may need to check with your Lease Management to see what utilities may be covered under your leasing contract.

### Electricity

**ComEd** Customer Care Center  
[www.comed.com](http://www.comed.com)  
1-800-Edison-1 (1-800-334-7661)

### Cable TV/ Internet/Phone

**Xfinity** Cable, Digital Cable, High Speed Internet, Phone Service  
1-800-XFINITY  
[www.xfinity.com](http://www.xfinity.com)

**AT&T** Wireless Internet, High-speed Internet, DSL, , Phone Service, (DirectTV, AT&T TV)  
(866) 861-6075 or (800) 288-2020 for technical support  
[www.att.com](http://www.att.com)

**AWB** High-speed Internet  
(312) 951-9600  
<http://www.awbworld.com/about-awb/>

### Satellite Dish

**Dish Network** (844) 665-9501 [www.dish.com](http://www.dish.com)

*\*\*\* A note about cell phones/ mobile phones*

Some cell phone companies may require that you be able to show proof of citizenship before they will sell you a cell phone. Other companies may require a copy of your passport. Some may require contracts that have a 2-year minimum. Please be very careful about requirements, contracts, and carriers. Most popular carriers all have good reception service within the city. There are also pay-as-you-go services, where you buy the phone, and put pre-paid time on your phone. There are many options if you are interested in cellular phone service.





## Furnishing an Apartment

Once you have an apartment, students may find that they need more furnishings such as: sheets, a desk, laundry basket, dishes, a fan for hot nights, a lamp, etc. Below is a list of some local retailers that carry such merchandise.

### Target

53<sup>rd</sup> and S Kenwood Ave. (in Hyde Park)  
Great online sales too!

### Ace Hardware

54<sup>th</sup> and Lake Park Ave. (in Hyde Park)  
This place is surprisingly fun!

### Cornell Dollar Plus

55<sup>th</sup> St. & Cornell (in Hyde Park)  
This place has so much more stuff than you would think!

### IKEA

Chicago has two: one in northwestern suburb of Schaumburg, and one in the southwestern suburb of Bolingbrook. Bolingbrook is closest to Hyde Park.

### Amazon.com

And of course, Amazon is a great resource as well. Shipping is free if you order more than \$25 or if you open a Prime account. Service is very reliable and it's easy to compare items. Returns are just as easy.



# TRANSPORTATION

## Your own car/parking

Parking in and around TTIC, the University of Chicago campus, and Chicago in general can be difficult. There are a few community lots close to TTIC which are free of charge and generally used by commuters on a daily basis. Otherwise, there is street parking which is relatively easy to find depending on the time of year. There is also a free parking lot located east of TTIC's offices on the corner of East 60<sup>th</sup> Street and Stony Island Avenue. [Campus Parking information](#).

## Campus Buses (daytime)

There are three campus buses, run by CTA, that circle campus and Hyde Park, and they are free to anyone showing a University of Chicago ID, which all TTIC students possess. You can use [TransLoc](#) app on your smartphone to track buses and shuttles in real-time.

View the [map of campus bus routes](#) #170, #171 and #172. Where the routes go may help you determine where you would like to live, if you choose to live in Hyde Park.

## Campus Buses (evening & late night)

UChicago campus also has [UGoNightRide evening safety shuttle service](#). Please be familiar with the routes and [ways to get a hold of services](#).

## Getting Downtown from Campus (mass transit)

There are a handful of options for getting downtown from Hyde Park. The following are the most common, if you are using public transportation, Chicago's [CTA](#) services:

<a href="#">#6 Jackson Park Express Bus</a>	Catch on Stony Island, Hyde Park Blvd or Lake Park. Goes up Michigan Ave. to River
<a href="#">#2 Hyde Park Express</a>	Express bus to downtown from 60 <sup>th</sup> St, to Stony Island, up Lake Shore Dr. (Only runs during rush hours)
<a href="#">#28 Stony Island Express</a>	Catch on Stony Island, Hyde Park Blvd or Lake Park. Goes to Union Station. (Only runs during rush hours)
<a href="#">Metra Train (Electric Line)</a>	Train station on 59 <sup>th</sup> street above Midway. Goes to Millennium Station downtown.

*There are, of course, other buses and ways to get downtown, these are just a few that are very easy, and can start you off on the right track.*

## Leaving the City by Train

You can leave and enter the city using the Chicago Transit Authority (CTA) buses and trains. This is the mass transit system in the city of Chicago. Check map and transit times at the [CTA website](#).

For transit to and from the suburbs, you can access information about the Metra (Metropolitan Rail System) at the [Metra website](#).

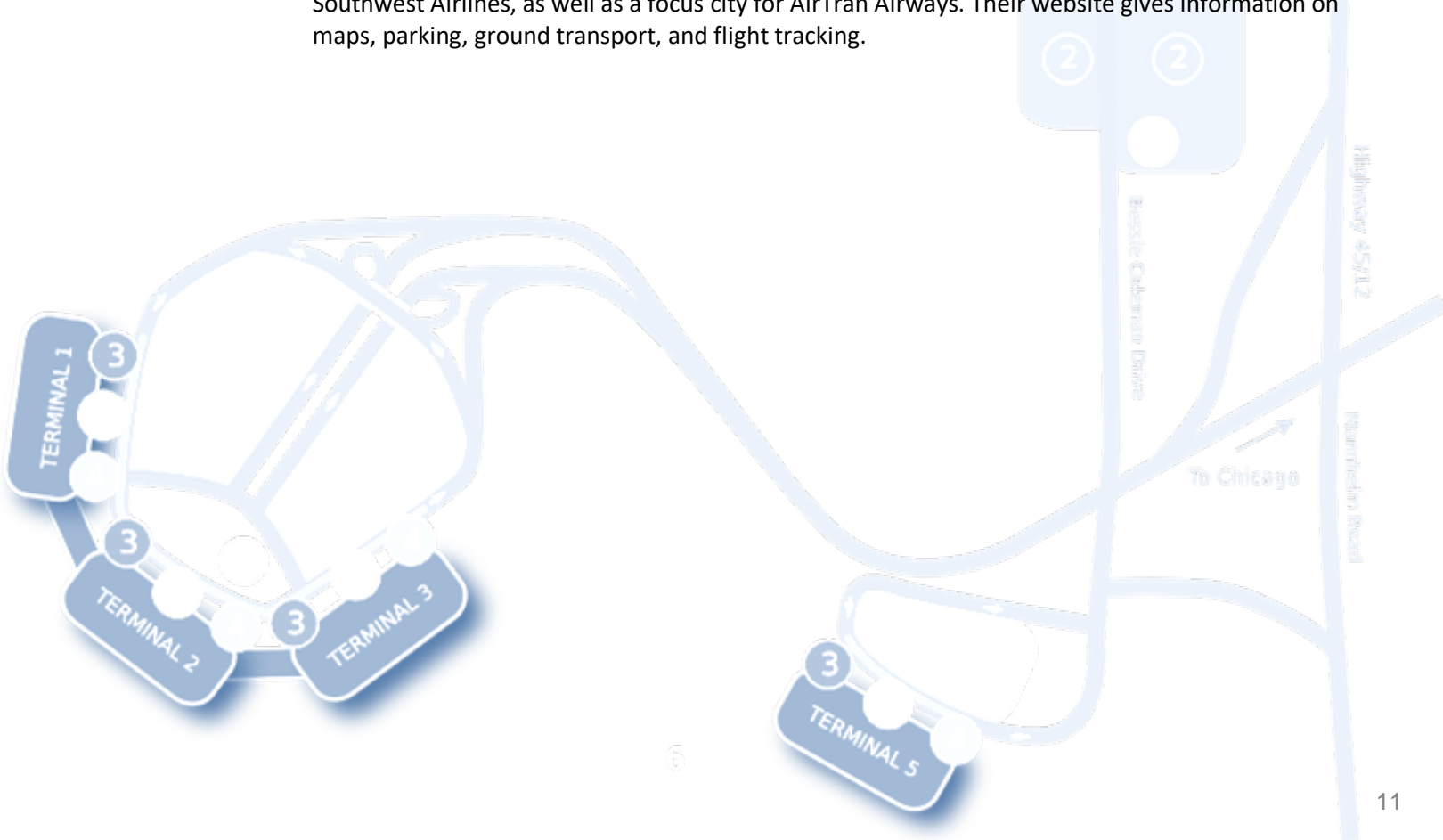
To really leave Chicago, Amtrak train service will not only take you all around Illinois, but Amtrak at Union Station in downtown Chicago allows you to take trains all around the United States. Check the [Amtrak website](#) for ticket prices, routes, and trip itineraries.

## Leaving the City by Plane

Chicago is served by two main airports: O'Hare and Midway.

[O'Hare International Airport](#), which is the second busiest airport in the world, is a major airport serving domestic and international destinations. It is a hub for United Airlines and American Airlines. Their website gives information on maps, parking, ground transport, and flight tracking.

[Chicago Midway International Airport](#) serves primarily domestic destinations. It is a major hub for Southwest Airlines, as well as a focus city for AirTran Airways. Their website gives information on maps, parking, ground transport, and flight tracking.



## Biking in Chicago & On Campus

Chicago is a place cyclists can enjoy. From downtown bicycle valet parking, to miles of lakeside bike paths, you can get around this city by bike and never once use a car.

To find bike path maps of the city, register your bike with the Chicago Police, find bicycle parking or find other cyclists like yourself, visit the [City of Chicago Bicycling Website](#). You may also want to register your bike with UChicago campus which can be done by calling (773) 702-6008 or emailing [ucpd-cru@uchicago.edu](mailto:ucpd-cru@uchicago.edu).

Find out more about [Biking on Campus](#), getting a student discount for a Divvy membership and get a campus bike rack map.

## Taxis/Rideshare in Chicago

Taxis can be hailed from the street all over the city, but in Hyde Park, it is best to call in advance and arrange for a cab to pick you up (allow about 20 minutes). Chicago taxis allow cash or credit cards to be used for payment. In Chicago, you pay the amount shown on the meter, plus any tolls or extra passengers. Tip is expected.


For info on specific fares, cab company information, and how costs are charged, [Taxi Fare Finder](#) will give you information specific to Chicago.

Rideshares are incredibly popular now in Chicago, and can, at times, be more economical:

Lyft [www.lyft.com](http://www.lyft.com)

Uber [www.uber.com](http://www.uber.com)





# SHOPPING IN HYDE PARK

Hyde Park is within Chicago, and you can find almost anything you can imagine within the city. Hyde Park, however, is a neighborhood within the city, and it may be helpful to know what shops, restaurants and retail you have available in your neighborhood. Below is a brief list of some of the shops you may find helpful when you arrive.

## Grocery Stores

- Jewel Osco**  
61<sup>st</sup> & S Cottage Grove
- Hyde Park Produce**  
53<sup>rd</sup> & Woodlawn
- Aldi**  
6621 S Cottage Grove Ave
- Open Produce**  
55<sup>th</sup> St. & Cornell
- Trader Joe's**  
55<sup>th</sup> St. & S. Lake Park Ave.
- Whole Foods Market**  
5118 S Lake Park Ave

## Hardware

- Ace Hardware**  
55<sup>th</sup> St. & Lake Park

## Bookstores

- UChicago Bookstore**  
58<sup>th</sup> & Ellis Ave.
- 57<sup>th</sup> Street Books**  
57<sup>th</sup> St & Kimbark
- Powell's**  
Harper & 57<sup>th</sup>
- Seminary Co-op**  
58<sup>th</sup> & Woodlawn

## Convenience Store

- Cornell Dollar**  
55<sup>th</sup> St. & Cornell
- Harper Foods**  
57<sup>th</sup> & Harper

## Drug Stores

- Walgreens**  
55<sup>th</sup> St & Lake Park
- CVS Pharmacy**  
53<sup>rd</sup> St & Kimbark

## Mail Service

- US Post Office**  
55<sup>th</sup> St & Lake Park
- US Post Office**  
58<sup>th</sup> & Drexel

## Office Supplies

- Office Depot**  
Lake Park & 55<sup>th</sup> St.
- Target**  
1346 E 53rd St



# EAT & DRINK

Chicago is absolutely known for its fine food and drink. The city of Chicago has a vast amount of restaurants, covering all cuisine types. Hyde Park has been increasing its number of restaurants lately, as well as coffee shops, bakeries and cafes. Below is a small list (only a sample really) of what is available in the neighborhood.

## Burgers

- Five Guys**  
53<sup>rd</sup> St. & Harper
- Bar Louie**  
55<sup>th</sup> St. & South Shore
- Medici**  
57<sup>th</sup> St. & Kimbark
- Salonica's**  
57<sup>th</sup> St. & Dorchester
- McDonald's**  
52<sup>nd</sup> St & Lake Park
- Native Foods (Vegan)**  
1518 E Harper Ct

## Sandwiches

- Potbelly's**  
54<sup>th</sup> St. & Lake Park
- Subway**  
57<sup>th</sup> St. & Dorchester
- Jimmy John's**  
55<sup>th</sup> St. & Harper

## Coffee/ Café

- Grounds of Being**  
Swift Hall Basement
- Zaleski & Horvath**  
57<sup>th</sup> St & Kenwood
- Bonjour Café Bakery**  
55<sup>th</sup> St. & Harper
- Medici on 57th**  
57<sup>th</sup> St. & Kimbark
- Starbucks**  
53<sup>rd</sup> & University
- PleinAir Café (in Co-op)**  
5751 S Woodlawn Ave

## Italian

- Piccolo Mondo**  
56<sup>th</sup> St. & Cornell
- Giordano's**  
53<sup>rd</sup> St. & Blackstone
- Pizza Capri**  
53<sup>rd</sup> St. & Harper
- Leona's**  
53<sup>rd</sup> St & Kimbark
- Nella Pizza e Pasta**  
55<sup>th</sup> St & S University Ave

## Asian

- Snail Thai**  
55<sup>th</sup> St & Hyde Park Blvd.
- Noodles Etc.**  
57<sup>th</sup> St & Kenwood
- Kikuya Japanese**  
55<sup>th</sup> St. & Lake Park Ave.
- The Sit Down Café & Sushi**  
53<sup>rd</sup> St. & Kimbark
- Chant**  
53<sup>rd</sup> St. & Harper
- Saucy Porka**  
1164 E 55<sup>th</sup> St

## Other Favorites

- Promontory**  
5311 S Lake Park Ave W
- Cedars Mediterranean**  
53<sup>rd</sup> st. & Kimbark
- The Nile**  
55<sup>th</sup> St. & Cornell
- Nando's Peri-Peri**  
1447 E 53<sup>rd</sup> St



# BANKING

You will probably find it necessary to find a bank while you are living in Chicago. It will be helpful to receive your stipend payment, cash checks, pay bills, and perhaps use for online shopping. Hyde Park has a number of reputable banks with varying services. Some options:

<b><u>Hyde Park Bank</u></b> 1311 E 57th St 1525 East 53rd St	<b><u>Bank Financial</u></b> 55 <sup>th</sup> St. & Kenwood Ave. 5841 S. Maryland (ATM)	<b><u>Bank of America</u></b> 53 <sup>rd</sup> St. & Blackstone	<b><u>Citibank</u></b> 5812 S. Ellis Ave.
<b><u>BMO Harris Bank</u></b> 55 <sup>th</sup> St. & Cornell	<b><u>Chase</u></b> 53 <sup>rd</sup> St. & Woodlawn 55 <sup>th</sup> & Lake Park Walgreen's (ATM)	<b><u>Fifth Third Bank</u></b> 53 <sup>rd</sup> St. & Blackstone	

Many of these banks will have New Student Account specials in the fall, to attract new students.



# HEALTH

## Medical Insurance

TTIC students are automatically enrolled in the University of Chicago Basic student health insurance plan (called U-SHIP). It is part of a student's funding package. Insurance details for the 2020-2021 academic year may be slightly different, but the information below gives you an idea of what to likely expect for your insurance plan at time of enrollment.

**Medical Services:** If you are feeling sick or need to make an appointment with a doctor, just contact [Student Health Services](#) located at the main campus hospital at 860 E. 59th Street, R100 (Goldblatt Pavilion Entrance).

Student Health Service can provide the following services for free:

Health and medical care visits  
Routine physicals  
Basic lab services  
Nutritional services

Allergy injection visits  
Anonymous HIV testing  
Physical therapy services  
Health education materials

Annual Pap smear  
Flu shots  
Travel health consultation  
Sexual health products



The doctors at Student Health Services can refer you to a specialist, write you a prescription for medication, and help you with any medical need. If you go to see a specialist or a doctor without a referral from Student Health Services, you will be charged a fee, except if you are in an emergency situation or are more than 50 miles from campus.

**Pharmacy:** All students on the University of Chicago health insurance plan receive a discount on prescription drugs at the [University of Chicago Medical Center's DCAM pharmacy](#): 5758 S. Maryland Avenue

**Counseling:** If you would like to speak with a therapist, call [Student Counseling Services](#) (773) 702-9800, located at 5555 S. Woodlawn Avenue (entrance on 56th Street). This is included in your student life fees and there is no charge for any appointment.

**Dental and Vision Insurance:** Your health insurance does not cover dental and vision. If you wish to purchase dental and vision insurance you can read about the policies UChicago offers on the [Student Health Insurance website](#).

All the information you need about getting health care through U-SHIP can be found on the [U-SHIP Insurance Plan site](#). All the details regarding the coverage, co-payments and deductibles of your new [health insurance policy](#) will be available online once it is updated for 2020-21 in summer. *(For details, contact TTIC's Ms. Amy Minick)*

In the summer, you will receive your insurance card in the mail and your cNet ID from TTIC. You can then can [create an online account](#) on the United Health Care website.

If you have any questions about your new health insurance policy, you can contact United Health Care's representatives on campus, Janice Thomas and James Abernathy: (773) 834-4543 (press Option #2) or you can visit the office 950 E. 61st St., rooms 368 & 370 or [uchicoadvocates@uhcsr.com](mailto:uchicoadvocates@uhcsr.com). You can also visit the [University of Chicago Student Health Insurance website](#). The [Frequently Asked Questions](#) section of the website may be very useful to you.

## Immunizations

The State of Illinois **requires all students** to provide **proof of immunity** from German measles, measles (two shots required), mumps, meningococcal (for those under 22 years of age), and tetanus/diphtheria/pertussis (three shots required for foreign students).

Students will have to enter their own immunization records into the UChicago immunization portal, as well as send a copy to TTIC. Please plan to submit immunization records to TTIC three weeks before the autumn quarter begins. **(Should be received by TTIC by September 10.)** A student's registration will be restricted if they have not completed this requirement. Some shots are required over a period of time, so please plan ahead.

You may use the Immunization Form here: <http://healthcare.uchicago.edu/page/vaccinations-required-enrollment> Records must be submitted in English.

The UChicago immunization portal: <https://uchicago.medicatconnect.com/> Submit data here by **September 18** to avoid any registration delays during orientation. [More help HERE.](#)

## Waiving USHIP Health Insurance

All registered students must have health insurance; therefore, students are automatically enrolled in the University Student Health Insurance Plan (U-SHIP).

To waive U-SHIP, you must provide proof of alternate comparable coverage before the **enrollment/waiver deadline**—Friday of week 4 of autumn quarter (**Oct. 23, 2020**).

You must provide complete policy information on the waiver application: name of policy holder, policy and subscriber numbers, a US telephone number, as well as information on the benefits provided by your plan.

TTIC requires alternate insurance plans to provide comparable coverage to U-SHIP and to offer the benefits below in the Chicago area. Waivers will be denied if plans do not provide comparable coverage. Plans must:

- have an annual out-of-pocket maximum of  $\leq$  \$6,600 for individuals or  $\leq$  \$13,200 for families
- provide routine and emergency care in the Chicago area (or the local area where the student will be residing and studying for the academic year)
- offer treatment for pre-existing conditions (with no waiting periods or exclusions)
- provide essential health benefits as defined by the Affordable Care Act (ACA):
  - outpatient care (ambulatory patient services)
  - emergency services
  - hospitalization (treatment for inpatient care)
  - mental health services and addiction treatment
  - prescription drugs
  - maternity and newborn care
  - rehabilitative services and devices
  - laboratory services
  - inpatient mental health care
  - preventive services, wellness services, and chronic disease treatment
  - pediatric services
- have a US-based claims administrator, and a US telephone number and address for submission of claims and be issued in the US
- offer medical evacuation and repatriation expenses if students are in F1/J1 visa status or if they are studying or doing research outside of the US during the current academic year
- provide active coverage from the day the students arrive on campus through either August 31, 2020, OR the end of their academic program (whichever comes first).

If your insurance plan meets the criteria for comparable coverage, go to the online Enrollment / Waiver site to waive your U-SHIP coverage: <https://studentinsurance.uchicago.edu/>.





# FINANCIAL SUPPORT

## Tuition Assistance and Stipend

Institute tuition (\$30,000 per year) will be paid from faculty research funds. TTIC guarantees tuition support plus a monthly stipend of \$3,120 (before taxes) for quarters when enrolled full-time, for a period of five years, provided the student maintains residency at TTIC and good academic standing. Students will receive support for five years either through a scholarship or through working with a faculty member as a Research Assistant. Work beyond the fifth year may be supported, but such additional support is not guaranteed. This financial support may be taxable, depending on your individual tax status.

## First Stipend Payment

For students enrolling for Autumn 2020, you will receive your first stipend payment during the last weekday of October after registering for classes. Please keep in mind completed immunization records must be submitted in order to register, and in turn, receive a stipend check. All students should arrive in Chicago with adequate personal funds to pay their living expenses prior to receiving their stipend.

Education Expense	Amount	Paid by
Tuition	\$30,000/year	TTIC
Support Stipend	\$37,440/year	TTIC to student (Final amount after fees below are deducted)**
Health Insurance Premium fees (no dependents)	\$1,600/quarter*	TTIC. Qtrly/ Fee deducted before stipend payment.
Student Life fee	\$430/quarter*	TTIC. Qtrly/ Fee deducted before stipend payment.

\* Estimated fee for 2020-21 academic year.

\*\* Students receiving a support stipend from TTIC will be paid on a monthly basis and will have taxes withheld from their wages. Exact tax rates will vary depending on the student's individual US tax status. International students from countries that have tax treaties with the United States may be exempt from paying a portion of federal and state taxes. Please contact TTIC's Office of Human Resources and International Affairs with questions about the degree to which TTIC can assist with determining individual tax status.



# ACTIVE LIFE

## University of Chicago Athletic Center

As a student of TTIC, you are eligible to utilize the Gerald Ratner Athletic Center and Henry Crown Field House on the University of Chicago Campus. All you have to do is show your UChicago ID card when joining the center. Find out more about [fitness facilities and membership at the University](#).

## Hyde Park/Lakefront

Hyde Park is urban, but there's still plenty to do if you like the outdoors. Nearby are Stagg Field, the Midway Plaisance, Washington and Jackson Parks, and the adjacent shores of Lake Michigan. [The Lake Front Trail](#) provides a venue for walking, jogging, biking, and rollerblading just a short distance from campus, or take a break and relax at one of the beaches. You can follow [the paths](#) right into the downtown, Navy Pier, and North Shore. Chicago, Illinois, and the Midwest region offers spots for hiking, biking, canoeing, rock climbing, sledding, snowshoeing, skiing, and more.

## Run for Fun

Chicago is also very well-known for being a runners' city. There are so many beautiful parks and such a long stretch of lakefront, and the terrain is very flat- which makes for comfortable runs. If you are interested in jogging and running, [join one of the hundreds of races](#) that take place here all through the year. From 5k to 50k, marathons to triathlons, there is something for every level of experience.

# KEEPING BUSY

## Museum Free Days


Almost all of the [museums in Chicago have free days](#), where there is no entrance fee! Be sure to mark the days on your calendar! They are usually in the winter, when it's good to be inside anyhow.

## Architecture Tour

Chicago is architecture-crazy! Chicagoans are typically very knowledgeable about its city's architecture. It is a hot industry in Chicago and has a rich history. [Chicago's Architecture Foundation](#) runs boat cruise tours, walking tours, building tours, and these can all be a fun way to learn about the city. In October, CAF also has a special event called [Open House Chicago](#) that encourages everyone to explore the architectural treasures the city has to offer and is completely free to participants.

## Sporting Events

Chicago is famous for having enthusiastic sports fans, and you could be one of them! Tickets may be price-y, but the experience is exhilarating. Attend a sporting event! If it's autumn, you may want to see the [Chicago Bears](#) football team play at Soldier Field stadium. For winter sports, head to the United Center and watch the [Blackhawks](#) ice hockey team, or the [Chicago Bulls](#) basketball team. Spring means the [Chicago Fire](#) soccer club gets busy! And for summer, Chicagoans focus on the [White Sox](#) and the [Cubs](#), the two pro baseball teams in the city.





# CLIMATE

Chicago is right in the Midwest of America, and so there are four very distinct seasons. These seasons affect the way we dress, travel, and live. Being right on Lake Michigan (which is in fact, a sea, NOT a lake) very much effects the weather, wind and precipitation inside Hyde Park.

## **Summer** (June to early September)

Summer in Chicago is prone to thunderstorms, and those are usually confined to short-lived hit-or-miss storms rather than a prolonged rainfall. In a normal summer, temperatures can be expected to exceed 90°F (33°C) for a few weeks. Contrary to what one might think, summer is the rainiest season in Chicago. This means *HUMID* and hot!

## **Winter** (December to February)

The average Chicago winter produces 37 inches (949 mm) of snow. Extended periods of temperatures below 32°F (0°C) are not uncommon in January and February. With those winds off the lake, temperatures may be bitterly cold at times. Prepare yourself by bringing a warm winter coat, gloves, hat, and a scarf. In January of 2019, Chicago experienced temperatures as low as -23°F (-30.6°C).

## **Spring and Fall** (March- May and mid-September to November)

These seasons are mild and produce many sunny days and comfortable temperatures. Light layers of clothing are usually appropriate for the weather.

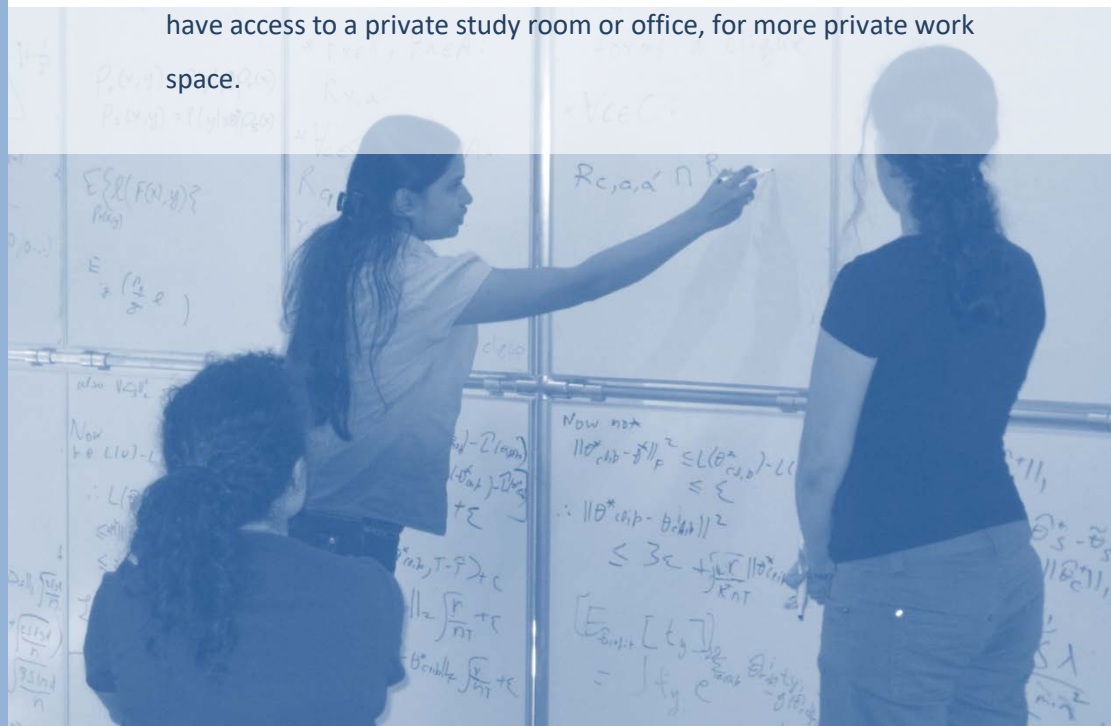
# ENVIRONMENT

TTIC strives to create an optimal environment for learning, research and collaborative networking for its professors, researchers, visiting academics and students alike. Each student is provided with individual space within the Institute to conduct work, study and research, as well as meet in groups.

Students may expect to receive:

- Large desk
- Ergonomic chair
- Shelving
- Access to a printer, scanner and fax
- Laptop computer
- File cabinet
- Dry erase board(s)
- Reasonable access to office supplies

Students have 24-hour access to TTIC; a convenient way for students to work on their own time, at their own pace. Students may also have access to a private study room or office, for more private work space.



# CALENDAR

Autumn Quarter 2020		Winter Quarter 2021		Spring Quarter 2021	
Sep. 21, Mon.	Orientation begins	Jan. 4, Mon.	Winter Qtr. begins	Mar. 29, Mon.	Spring Qtr. begins
Sep. 23, Wed.	Registration begins	Jan. 18, Mon.	Martin Luther King Jr. Day	May 31, Mon.	Memorial Day
Sep. 29, Tues.	Autumn Qtr. begins	Feb. 12, Fri.	Break Day	Jun. 11, Fri.	Quarter ends
Nov. 26-27, Thu.- Fri.	Thanksgiving break	Mar. 19, Fri.	Quarter ends		
Dec. 11, Fri.	Quarter ends			<i>Jun. 21, Mon.</i>	<i>Summer Quarter 2021 begins.</i>

Once you have a TTIC email address and ID, you will have access to all TTIC's registration system (Populi) and internal calendars showing course times, important academic deadlines, internal and public events, travel calendar, and reading groups. This will be sent in the summer of 2020. Details to come.



# RESOURCES, ETC.

This is just a list of some more resources that may be useful as you settle into your new life in Chicago.

## Libraries

Once you are a registered student at TTIC, which will be taken care of at your initial orientation, students have full privileges to the [University of Chicago library system](#). More information will be given to you at orientation.

## Office of International Affairs

The best resource for TTIC's International students with questions is to visit or email Amy Minick in Office 507. Another great source of information is the [University of Chicago's OIA website](#), with information on visas, ESL and general topics on life in Chicago.

## ESL Information

The [English Language Institute at the University of Chicago](#) offers a variety of programs/ courses for those who wish to further develop their mastery of the English language.

## TimeOut Chicago

[TimeOut Chicago](#) is an online and print outlet to Chicago dining, entertainment, neighborhood events, shopping, etc.

## Yelp or Chicago Tribune “Things to Do”

Information about entertainment, dining, services and events around Chicago. You can just read the reviews, or write ones of your own. [Yelp](#) [Chicago Tribune](#)

## Campus and Urban Safety Awareness

The University of Chicago has [Safety Tips](#), intended to assist the academic community make prudent safety decisions and remain aware of more general safety issues. TTIC students fall under the protection of the [University of Chicago Police Department](#) and the [City of Chicago Police Department](#), and are encouraged to call on assistance if there is ever a need.

# CHECKLIST

- Secure your housing (*A note about housing for your first year: If you decide you want housing close to TTIC, the Institute recommends housing within the confines of the map listed on p.6 of this booklet. It's a large but safe area, good as a starting point, as you get to know the neighborhood/city.*)
- Immunization records (submitted to TTIC by **September 10** and uploaded to [UChicago portal](#) by **September 18**)
- Student Visa secured (if needed). Consult with Amy Minick, [aminick@ttic.edu](mailto:aminick@ttic.edu), TTIC. [US Dept. of Homeland Security site](#) for student visa information.
- Send a final transcript from your school if you have just graduated, or have not sent them already. (By **Sept. 1**)
- Fill out a [change of address form](#) of the US Post Office to have your mail sent to your new Chicago address.
- Set up utilities at your new place of residence (if necessary). Pay close attention to dates and times when scheduling (electric, cable, phone, internet, etc.). \* Refer to Utilities section of this packet.
- Secure parking at your new place of residence (if necessary)
- Confirm attendance with TTIC for Orientation week. If you cannot arrive by and attend Orientation, make alternate arrangements with TTIC Registrar's Office.

*NOTE: If you have accepted admission, throughout the months until you arrive at TTIC, Student Services will be sending you updates about institute events, forms we may need from you before enrollment, and requests for information. We will be in touch and hope you will contact us if you have any questions along the way. We look forward to your arrival!*

